Stufftown University

6 matches (3-3)

SO%	ESO%	FBSO%	FBSO% #+	BP%	EBP%
59	**54**	**33**	**41**	**40**	**45**
GPP%	PASS	SERVE	ATT EFF	ACE%	SRV ERR%
54	**2.39** +0.09 vs. opp	**1.63** +0.13 vs. opp	**.174**	**7**	**10**

10/30 Fluffington … **3-1** 11/08 Overpass A… **3-1**
11/01 Blockville C… **0-3** 11/13 Stuffington … **3-1**
11/06 Lake Stuff … **1-3** 11/15 Shanksville… **0-3**

ROTATIONS · bar = SO / FBSO, all passes · white half = first ball after a # or + pass (court from our side, net at bottom) · gray half = after a ! or – pass

R1 S1 #3 Setterly

SO **57%** FBSO **28%**
K **33%** Eff **.160**

 # OR + PASS (IS)
42/78 passes (54%)
FBSO **36%** · eff **.167**
Dump #3 **0%**

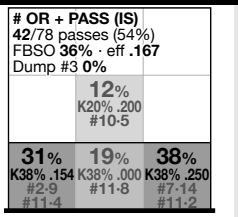

#7 Outerson	**33%**	.214
#11 Middleton	**33%**	.071
#2 Rightside	**21%**	.222

! PASS (MS) · **9**/78 (12%)
FBSO 33% · eff **.222**

#7 Outerson	67%	.167
#11 Middleton	22%	.500
#2 Rightside	11%	.000

– PASS (OOS) · **20**/78 (26%)
FBSO **20%** · eff **.100**

#7 Outerson	**85%**	.118
#2 Rightside	**10%**	.000
#10 Swingwell	**5%**	.000

A4 **85%** .118 #7·17
A2 10% .000 #2·2
Pipe 5% .000 #10·1

Setter call	%	n	To MB%	Other %	MB K%	MB eff	MB n
F1	**47**	14	21	Go 43	–	.000	3
Gap	**23**	7	29	Red 43	–	.500	2
B1	**17**	5	40	Go 60	–	.500	2
Slide	**13**	4	–	Go –	–	-.500	2

Passers	Zone	n	Pass	GPP%	E%	ESO%	FBSO%
#1 Libby	z5	44	**2.41**	52	2	57	25
#10 Swingwell	z5	34	**2.43**	56	9	47	32
Z1 1+9		24	**2.23**	46	8	**42**	**29**
Z6 6+8		25	**2.50**	60	4	**64**	**24**
Z5 5+7		29	**2.50**	55	3	**52**	**31**

R2 S6 #3 Setterly

SO **63%** FBSO **32%**
K **39%** Eff **.232**

 # OR + PASS (IS)
39/68 passes (57%)
FBSO **38%** · eff **.205**
Dump #3 **0%**

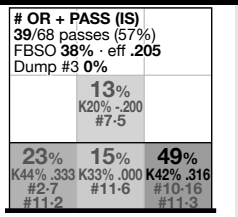

#10 Swingwell	**41%**	.250
#11 Middleton	**28%**	.273
#2 Rightside	**18%**	.286

! PASS (MS) · **6**/68 (9%)
FBSO 67% · eff **.667**

#10 Swingwell	50%	.667
#2 Rightside	33%	.500
#11 Middleton	17%	1.000

– PASS (OOS) · **14**/68 (21%)
FBSO **21%** · eff **.071**

#10 Swingwell	**50%**	.000
#2 Rightside	**29%**	.500
#7 Outerson	**21%**	-.333

A4 50% .000 #10·7
A2 29% .500 #2·4
Pipe 21% -.333 #7·3

Setter call	%	n	To MB%	Other %	MB K%	MB eff	MB n
F1	**47**	16	25	Go 44	–	.000	4
B1	**24**	8	12	Go 62	–	.000	1
Gap	**21**	7	43	Go 43	–	.667	3
Slide	**9**	3	–	Go –	–	1.000	1

Passers	Zone	n	Pass	GPP%	E%	ESO%	FBSO%
#7 Outerson	z5	39	**2.19**	51	8	56	36
#1 Libby	z6	29	**2.47**	66	7	59	28
Z1 1+9		22	**1.95**	45	9	**55**	**27**
Z6 6+8		21	**2.29**	62	10	**52**	**29**
Z5 5+7		25	**2.64**	64	4	**64**	**40**

R3 S5 #3 Setterly

SO **60%** FBSO **39%**
K **39%** Eff **.220**

 # OR + PASS (IS)
40/83 passes (48%)
FBSO **45%** · eff **.200**
Dump #3 **0%**

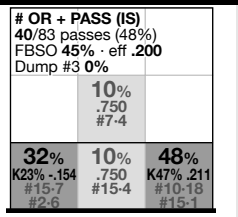

#10 Swingwell	**45%**	.278
#15 Quickley	**30%**	.167
#2 Rightside	**15%**	-.333

! PASS (MS) · **14**/83 (17%)
FBSO **36%** · eff **.143**

#2 Rightside	**43%**	.500
#10 Swingwell	**36%**	-.200
#15 Quickley	**14%**	.000

– PASS (OOS) · **20**/83 (24%)
FBSO **45%** · eff **.250**

#10 Swingwell	**55%**	.455
#2 Rightside	**45%**	.000

A4 **55%** .455 #10·11
A2 45% .000 #2·9

Setter call	%	n	To MB%	Other %	MB K%	MB eff	MB n
F1	**40**	14	14	Go 57	–	.500	2
B1	**29**	10	30	Go 50	–	-.333	3
Slide	**23**	8	50	Go 50	–	.250	4
Gap	**9**	3	–	Pipe –	–	-1.000	1

Passers	Zone	n	Pass	GPP%	E%	ESO%	FBSO%
#7 Outerson	z6	45	**2.31**	49	2	62	40
#1 Libby	z1	38	**2.17**	47	8	50	37
Z1 1+9		29	**2.02**	34	0	**62**	**41**
Z6 6+8		30	**2.45**	60	7	**53**	**40**
Z5 5+7		24	**2.27**	50	8	**54**	**33**

R4 S4 #3 Setterly

SO **58%** FBSO **34%**
K **37%** Eff **.152**

 # OR + PASS (IS)
53/77 passes (69%)
FBSO **40%** · eff **.189**
Dump #3 **4%** .000

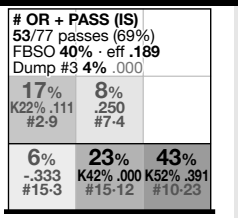

#10 Swingwell	**43%**	.391
#15 Quickley	**28%**	-.067
#2 Rightside	**17%**	.111

! PASS (MS) · **8**/77 (10%)
FBSO 50% · eff **.125**

#10 Swingwell	50%	.250
#2 Rightside	38%	.333
#7 Outerson	12%	-1.000

– PASS (OOS) · **11**/77 (14%)
FBSO **9%** · eff **-.091**

#10 Swingwell	**73%**	-.250
#2 Rightside	**18%**	.000
#7 Outerson	**9%**	1.000

A4 73% -.250 #10·8
D **18%** .000 #2·2
Pipe 9% 1.000 #7·1

Setter call	%	n	To MB%	Other %	MB K%	MB eff	MB n
F1	**63**	24	29	Go 42	43	.000	7
B1	**16**	6	50	Go 33	–	-.333	3
Slide	**16**	6	0	Go 50	–	–	0
Gap	**5**	2	–	Go –	–	–	0

Passers	Zone	n	Pass	GPP%	E%	ESO%	FBSO%
#7 Outerson	z5	45	**2.80**	69	2	51	31
#1 Libby	z1	32	**2.61**	69	3	53	38
Z1 1+9		28	**2.95**	75	4	**46**	**29**
Z6 6+8		24	**2.56**	62	0	**50**	**29**
Z5 5+7		25	**2.62**	68	4	**60**	**44**

R5 S3 #3 Setterly

SO **55%** FBSO **30%**
K **28%** Eff **.073**

 # OR + PASS (IS)
40/82 passes (49%)
FBSO **42%** · eff **.300**
Dump #3 **2%** 1.000

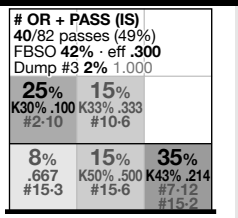

#7 Outerson	**30%**	.167
#15 Quickley	**28%**	.545
#2 Rightside	**25%**	.100

! PASS (MS) · **14**/82 (17%)
FBSO **21%** · eff **-.071**

#7 Outerson	**50%**	-.143
#2 Rightside	**36%**	.000
#15 Quickley	**7%**	.000

– PASS (OOS) · **21**/82 (26%)
FBSO **24%** · eff **.095**

#7 Outerson	**52%**	-.091
#2 Rightside	**38%**	.250
#10 Swingwell	**10%**	.500

A4 **52%** -.091 #7·11
D **38%** .250 #2·8
Pipe 10% .500 #10·2

Setter call	%	n	To MB%	Other %	MB K%	MB eff	MB n
F1	**37**	11	36	Pipe 27	–	.500	4
B1	**30**	9	33	D 33	–	.667	3
Gap	**23**	7	29	Go 43	–	.500	2
Slide	**10**	3	–	D –	–	–	0

Passers	Zone	n	Pass	GPP%	E%	ESO%	FBSO%
#1 Libby	z1	45	**2.03**	44	9	49	36
#10 Swingwell	z5	37	**2.46**	54	5	49	24
Z1 1+9		29	**2.05**	45	17	**48**	**34**
Z6 6+8		19	**2.11**	37	5	**58**	**26**
Z5 5+7		34	**2.44**	59	0	**44**	**29**

R6 S2 #3 Setterly

SO **62%** FBSO **37%**
K **41%** Eff **.210**

 # OR + PASS (IS)
33/68 passes (49%)
FBSO **48%** · eff **.273**
Dump #3 **3%** .000

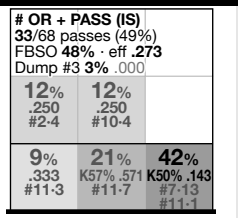

#7 Outerson	**39%**	.154
#11 Middleton	**33%**	.455
#2 Rightside	**12%**	.250

! PASS (MS) · **20**/68 (29%)
FBSO **30%** · eff **-.050**

#7 Outerson	**60%**	.083
#2 Rightside	**25%**	-.600
#11 Middleton	**15%**	.333

– PASS (OOS) · **12**/68 (18%)
FBSO **25%** · eff **.000**

#7 Outerson	**75%**	.111
#2 Rightside	**25%**	-.333

A4 75% .111 #7·9
D **25%** -.333 #2·3

Setter call	%	n	To MB%	Other %	MB K%	MB eff	MB n
F1	**42**	11	55	D 27	50	.500	6
Slide	**23**	6	17	Go 50	–	-1.000	1
B1	**19**	5	40	Go 40	–	1.000	2
Gap	**15**	4	–	Go –	–	.000	1

Passers	Zone	n	Pass	GPP%	E%	ESO%	FBSO%
#10 Swingwell	z5	35	**2.04**	34	6	54	34
#1 Libby	z6	33	**2.91**	64	0	58	39
Z1 1+9		18	**2.08**	39	6	**50**	**28**
Z6 6+8		23	**2.70**	52	0	**65**	**52**
Z5 5+7		27	**2.52**	52	4	**52**	**30**

ROTATIONS · ALL PASSES

Rot	Rallies	GPP%	SO%	ESO%	FBSO%	BP%	+/–	Eff	Opp eff
R1	159	54	57	53	28	31	**-15**	.160	.323
R2	169	57	63	57	32	44	**+11**	.232	.179
R3	181	48	60	57	39	40	**+1**	.220	.232
R4	175	69	58	52	34	41	**-1**	.152	.235
R5	169	49	55	49	30	33	**-17**	.073	.203
R6	173	49	62	56	37	47	**+13**	.210	.140

SERVERS

PS% won on serve · Pass = opp. pass

#	Server	n	T	Ace%	Err%	Rtg	PS%	Pass	Rot	Targets
15	Quickley	95	F	9	15	1.46	47	2.39	6	5·26 7·19
7	Outerson	90	F	2	6	1.76	44	2.30	2	5·24 1·22
11	Middleton	90	F	8	11	1.60	40	2.33	3	6·32 5·20
2	Rightside	87	F	6	5	1.68	41	2.43	4	9·28 5·19
10	Swingwell	76	F	7	16	1.51	33	2.19	5	5·25 1·20
3	Setterly	67	F	9	10	1.81	30	2.04	1	5·28 6·27

PASSERS

ESO% / FBSO% = team result on those passes

#	Passer	n	Pass	GPP%	E%	Share	ESO%	FBSO%	Weak
1	Libby	221	**2.40**	56	5	48	54	33	z1 2.2
7	Outerson	129	**2.45**	57	4	28	57	36	z1 2.2
10	Swingwell	106	**2.31**	48	7	23	50	30	z6 2.1
Z1	1+9	150	**2.23**	48	7	33	**51**	**32**	
Z6	6+8	142	**2.45**	56	4	31	**57**	**34**	
Z5	5+7	164	**2.50**	58	4	36	**54**	**34**	

HITTERS

Heatmaps = FBSO # or + pass

#7 Outerson OH **.121**
240 att·K 33%·soft 29%

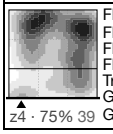

FBSO	.100	120
FBSO #+	.192	52
FBSO !	.000	27
FBSO –	.049	41
Trans	.142	120
GPP FR	34%	115
GPP Total	21%	247

z4 · 75% 39

#10 Swingwell OH **.187**
235 att·K 36%·soft 32%



FBSO	.248	113
FBSO #+	.306	72
FBSO !	.167	12
FBSO –	.138	29
Trans	.131	122
GPP FR	43%	132
GPP Total	29%	247

z4 · 79% 57

#2 Rightside OPP **.169**
219 att·K 33%·soft 31%

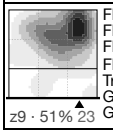

FBSO	.105	95
FBSO #+	.111	45
FBSO !	.091	22
FBSO –	.107	28
Trans	.218	124
GPP FR	18%	121
GPP Total	18%	247

z9 · 51% 23

#11 Middleton MB **.282**
71 att·K 48%·soft 34%

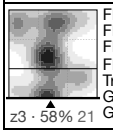

FBSO	.286	42
FBSO #+	.250	36
FBSO !	.500	6
FBSO –	–	0
Trans	.276	29
GPP FR	32%	114
GPP Total	15%	247

z3 · 58% 21

#15 Quickley MB **.215**
65 att·K 45%·soft 35%

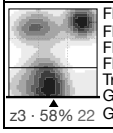

FBSO	.171	41
FBSO #+	.184	38
FBSO !	.000	3
FBSO –	–	0
Trans	.292	24
GPP FR	29%	133
GPP Total	15%	247

z3 · 58% 22

#3 Setterly S **.200**
5 att·K 20%·soft 100%

too few swings from z3 (4)

FBSO	.200	5
FBSO #+	.250	4
FBSO !	.000	1
FBSO –	–	0
Trans	–	0
GPP FR	3%	118
GPP Total	2%	230

S #3 SETTERLY

682 sets · dump 1%

Set to %	n	Go	M	Red	D	Pipe	Dump	Eff
First ball	358	44	22	10	12	9	1	**.176**
# pass	93	33	31	11	5	16	3	**.290**
+ pass	137	42	31	7	12	9	1	**.175**
! pass	67	52	13	12	18	3	1	**.090**
– pass	61	59	0	15	18	8	0	**.098**
Transition	324	48	14	14	15	10	0	**.191**
GPD	218	49	10	16	17	8	0	**.225**
MBD	43	67	0	9	16	7	0	**.093**
Late (20+)	142	46	15	12	13	13	1	**.155**

BACKUP S #14 BACKSET

45 sets · 11/08 vs Overpass A&M s3–4 · dump 0%

Set to %	n	Go	M	Red	D	Pipe	Dump	Eff
All sets	45	42	24	16	13	4	0	**.244**
First ball	23	52	13	17	13	4	0	**.174**
Transition	22	32	36	14	14	5	0	**.318**

BLOCKERS

#	Blocker	Touch	Stuff	/set	Rtg
15	Quickley	34	14	0.64	2.12
2	Rightside	27	5	0.23	1.74
3	Setterly	26	9	0.41	1.96
10	Swingwell	21	6	0.27	1.86
11	Middleton	20	7	0.32	1.95
7	Outerson	15	7	0.32	2.40

Gray = n<10 · – = n<5 · small gray number = n · IS = # or + pass, MS = !, OOS = – · Pass/Serve +/– = vs opponents · Heat maps: first-ball swings after # + pass, main take-off zone (▲, z · % of swings) · 2026-11-24
Ratings pass: # 4, + 3, ! 2, – 1, / 0.5, = 0 · serve: # 4, + 3, ! 2, – 1, / 3.5, = –1 · block: # 3, + 2, ! 1.5, – 1, / or = –1 · Rot = rotations served in · Targets = zone·% · GPP FR = front row only, Total = on court